



# Sharing of P1 Curriculum@Zhenghua

3 Jan 2023



# Zhenghua's Art Team

**Vision:** Every student is a creative and critical thinker who enjoys Art and communicates visually.



**Mission:** To develop in our students a keen eye, an inquisitive mind and an expressive nature towards visual art



**Pillar 1: Fundamentals**

- Art Syllabus
- 32 artworks from AEB



**Pillar 2: Customised**

- Spiral approach in teaching art
- Incorporating Artful Thinking Routines to promote deeper understanding of the artwork
- Inquiry-based lessons through Artist studies
- Collaboration with stakeholders
- P3 ALP/ P4 IMBL



**Pillar 3: Enrichment**



- Learning Journeys
- Broadbase programs (P2 to P5)
- P2 Enrichment Programme
- P3 to P6 Talent Allocation for CCA

**Consideration:** Using the environment that we are in to ensure that art lessons are engaging

# Our Art Facilities - Art Rooms (Main Building & ISH)







# 2023 Art Department SOW Overview

TERM 1										TERM 2									
W1	W2	W3	W4	W5	W6	W7	W8	W9	W10	W1	W2	W3	W4	W5	W6	W7	W8	W9	W10
Basic Colour Theory		<u>Drawing Module: Underwater World</u> Cool Colours, mixed media collage work								<u>Self Portrait</u> (ref. <b>Georgette Chen's</b> Self Portrait & <b>Frida Kahlo's</b> Self Portrait with Thorn Necklace and Hummingbird)									
TERM 3										TERM 4									
W1	W2	W3	W4	W5	W6	W7	W8	W9	W10	W1	W2	W3	W4	W5	W6	W7	W8	W9	W10
<u>Lollipop Trees</u> (ref. <b>Wassily Kandinsky's</b> Composition VIII & Friedensreich Hundertwasser) mixed media collage work										<u>Hungry Caterpillar</u> (ref. <b>Jackson Pollock's</b> Summertime Number 9A) mixed media collage work, splash paint background									

# Broad-based Programme

Primary 1	Primary 2	Primary 3	Primary 4	Primary 5	Primary 6
<input type="checkbox"/> Portrait Drawing	<input type="checkbox"/> Paper Cutting	<input type="checkbox"/> Batik	<input type="checkbox"/> Photography <input type="checkbox"/> SG Doodle	<input type="checkbox"/> Ceramics	<input type="checkbox"/> Pop Art
Discovering Myself	In line with Chinese Cultural Studies	In line with Malay Cultural Studies	In line with Indian Cultural Studies	In line with Chinese Cultural Studies	Artist around the world



**Learning Outcomes**  
**Primary 1**

<b>Semester 1</b>	See	LO1: Identify simple visual qualities in what they see around them LO3: Draw from their imagination and observation
	Express	LO5: Share their imagination, thoughts and feelings through art making
	Appreciate	LO6: Show interest in looking at a variety of artworks
<b>Semester 2</b>	See	LO2: Ask questions about what they see
	Express	LO4: Play with a variety of materials and tools to make art
	Appreciate	LO7: Talk about what they see, feel and experience using art vocabulary



# **Artful Thinking Routines**

- See-Think-Wonder**
- Compare & Contrast**
- Alber's 5 Questions**
- Circle of Viewpoints**
- I used to Think... Now I Think...**

# Artful Thinking Routines

## SEE, THINK, WONDER



What do you see?



What do you think is going on?



What does it make you wonder?

Adapted from: Harvard Project Zero's Thinking Routines  
© Zhenghua Primary School

观察：描述你看到什么？

*(What did you see?)*

思考：分析发生了什么事？

*(What do you think is going on?)*

疑问：为什么会这样？

*(What does it make you wonder?)*

Adapted from: Harvard Project Zero's Thinking Routines  
© Zhenghua Primary School

நீ என்ன பார்க்கிறாய்?

*(What did you see?)*

நீ என்ன நினைக்கிறாய்?

*(What do you think is going on?)*

நீ என்ன யோசிக்கிறாய்?

*(What does it make you wonder?)*

Adapted from: Harvard Project Zero's Thinking Routines  
© Zhenghua Primary School

Apa yang kamu lihat?

*(What did you see?)*

Apakah yang berlaku?

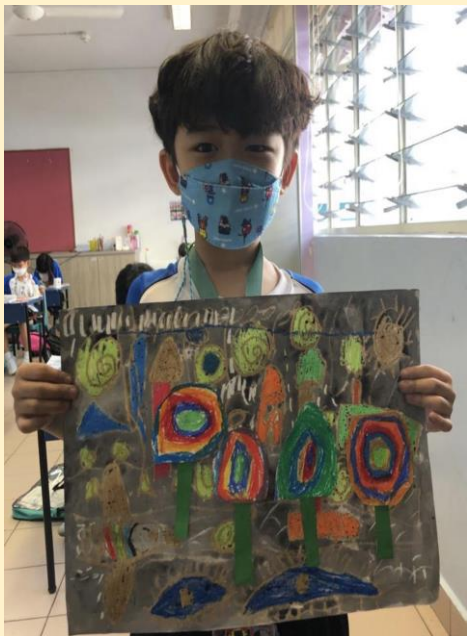
*(What do you think is going on?)*

Apakah yang ingin kamu tahu?

*(What does it make you wonder?)*

Adapted from: Harvard Project Zero's Thinking Routines  
© Zhenghua Primary School

# P1 Artworks























**SYF 2019**  
**Category A**  
**My Friends. My Family. My Heartland**

Name: \_\_\_\_\_

( ) class: \_\_\_\_\_

# MATERIALS FOR ART CLASS

## in your school bag




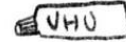

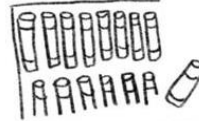
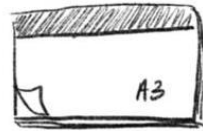
### PENCIL CASE ☐

- ☐ wooden pencil
- ☐ eraser
- ☐ sharpener
- ☐ permanent marker (black)
- ☐ ruler
- ☐ stapler + staples
- ☐ scissors
- ☐ glue stick

### COLOURED PENCILS ☐

## in your art bag

- ☐ A3 sketch book
- ☐ A3 drawing block/paper
- ☐ A4 coloured paper
- ☐ oil pastels
- ☐ water colour (palette form not tubes)
- ☐ UHU clear glue
- ☐ brushes + water container
- ☐ apron / oversized t-shirt
- ☐ rag
- ☐ a pack of wooden pegs
- ☐ a pack/box of tissue
- ☐ A3 plastic File



**Please label every item (including every oil pastel) with your child's name, index no. and class and place them into the art bag.**

**THANK YOU**